



## 21st Century Information Fluency Project

IMSAs Illinois Mathematics and Science Academy



### *MicroModule: browser*

## Creating a Searcher's Home Page

### REVIEW Page

Below is the entire module on one page.



### **Customizing Your Browser.**

When you start your Internet Browser, the first page that you see is called the 'home' page. This is your starting place. You can specify any page (including a blank page) as your browser homepage.

Why not designate your favorite search engine as your home page? The procedure varies slightly depending on your browser / computer configuration.

The change is a simple one to make and can be easily undone. In this Micro Module we will explain how you can customize your homepage in both Internet Explorer and Netscape.

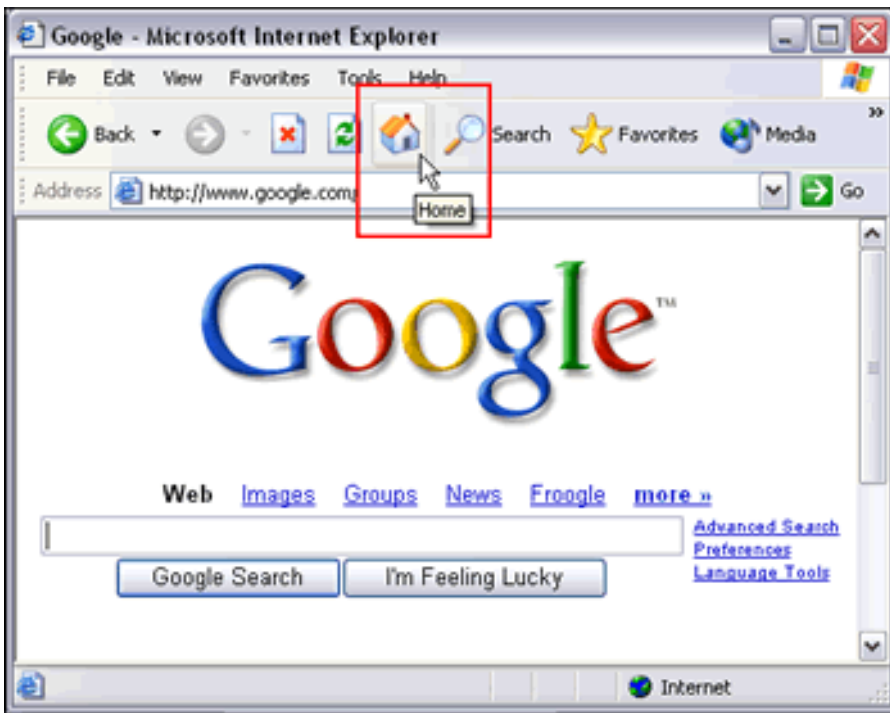
### FAQs

## What is a 'default' homepage?



Think of 'default' as the factory settings or original configuration of your browser. Software manufacturers usually offer default settings that point back to the manufacturer's corporate home. If you are using Netscape Navigator, the default is the Netscape Portal page ([home.netscape.com](http://home.netscape.com)). If you use Internet Explorer, your default is the Microsoft Network (MSN) home page ([www.msn.com](http://www.msn.com)). You can change the default to any page you want (including a blank page).

## Can I change my browser's homepage so it starts with my favorite search engine?



Your favorite search engine will appear automatically when you start your browser if you change the start up settings. The process for changing the settings varies a bit between browsers. Conceptually, they all work the same, you just tell the browser which page you want to designate as 'home' and make it so! Once done, all you need to do is click the home icon or open a new page to be back at your designated starting place.



## How do I customize my Netscape browser homepage?

**Netscape 4, 6, 7**  
(Macintosh OS 8-9 and Windows users.)

Click Edit, and choose Preferences.

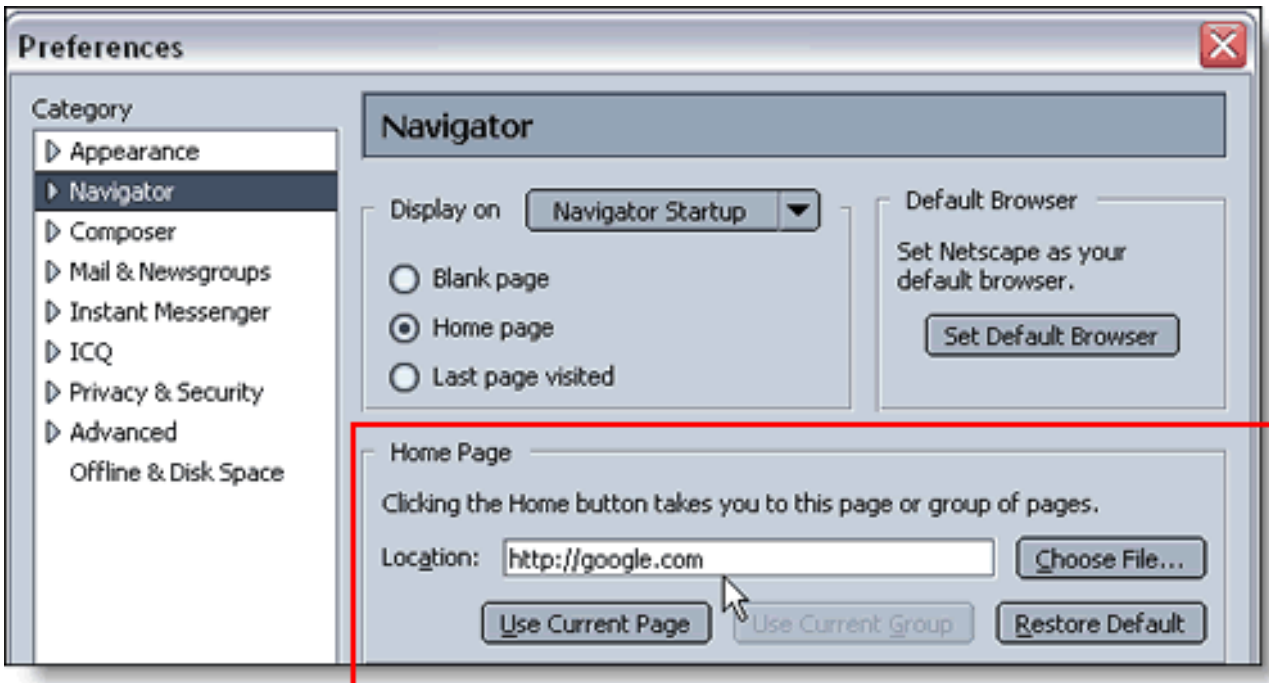
Click the Home page radio button.

In the Location box type the web address of your preferred search engine.

Be sure to include the complete address.

Example:  
http://  
google.com

Click OK.



**Netscape 4, 6, 7** (Macintosh OS 8-9 and Windows users.)

Click Edit, and choose Preferences.

Click the Home page radio button.

In the Location box type the web address of your preferred search engine.

Be sure to include the complete address.

Example: <http://google.com>

Click OK.



### **Netscape 6, 7 (Macintosh OS X)**

Click Netscape, and choose Preferences.

Click the Home page radio button.

In the Location box type the web address of your preferred search engine.

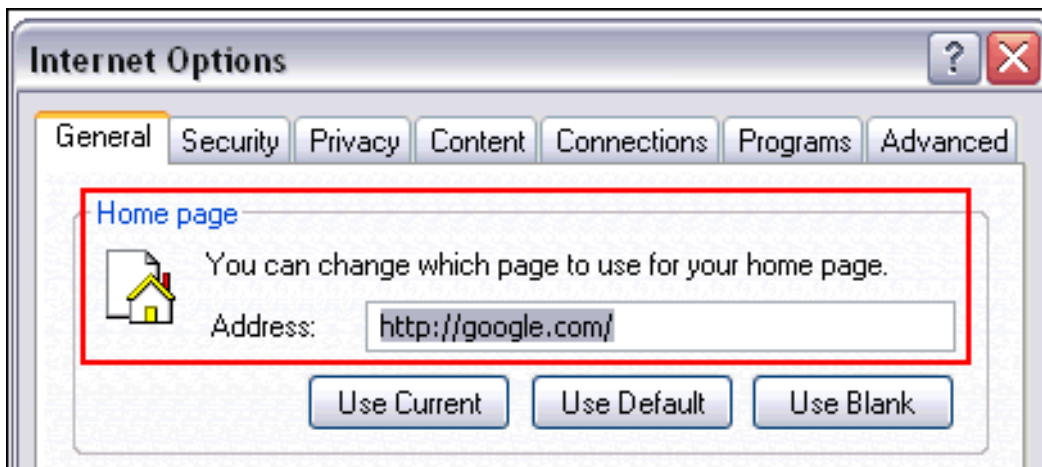
Be sure to include the complete address.

Example: <http://google.com>

Click OK.



### **How do I customize my Internet Explorer browser homepage?**



### **Internet Explorer 5 (Windows)**

Click Tools and choose Internet Options.

In Home Page address box type the complete web address of your favorite search engine.

Example: <http://google.com>

Click OK.



### **Internet Explorer 5 (MAC)**

Click Edit and choose Preferences.

Choose Browser Display from the left hand panel

In Home Page address box type the complete web address of your favorite search engine.

Example: <http://google.com>

Click OK.



### **Internet Explorer 5 (MAC OSX)**

Click Explorer and choose Preferences.

Choose Browser Display from the left hand panel.

In Home Page address box type the complete web address of your favorite search engine.

Example: <http://google.com>

Click OK.

The next time you start your browser it will open with your new home page. From now on when you click your browser's Home icon, it will load your favorite search engine.

[Authored by Dennis O'Connor 2003](#)



[1](#) [2](#) [3](#) [\[4\]](#)

***End of Micromodule - browser.***

***Return to Micromodule [List](#)***